

**KEDIA** ADVISORY



# DAILY ENERGY REPORT

30 June 2026

**Kedia Stocks and Commodities Research Pvt. Ltd.**

SEBI Registration Number: INH000006156 | Disclaimer: <https://kediaadvisory.com/disclaimer>



### MCX UPDATE

Commodity	Expiry	Open	High	Low	Close	% Change
CRUDEOIL	20-Jul-26	6637.00	6747.00	6576.00	6728.00	2.30
CRUDEOIL	19-Aug-26	6633.00	6741.00	6575.00	6723.00	2.19
CRUDEOILMINI	20-Jul-26	6634.00	6747.00	6578.00	6729.00	2.31
CRUDEOILMINI	19-Aug-26	6657.00	6741.00	6577.00	6724.00	2.16
NATURALGAS	28-Jul-26	313.60	313.70	301.00	303.00	-3.16
NATURALGAS	26-Aug-26	309.90	310.20	298.00	299.40	-3.48
NATURALGAS MINI	28-Jul-26	313.50	313.70	301.10	302.90	30.35
NATURALGAS MINI	26-Aug-26	309.70	310.30	298.00	299.40	78.42

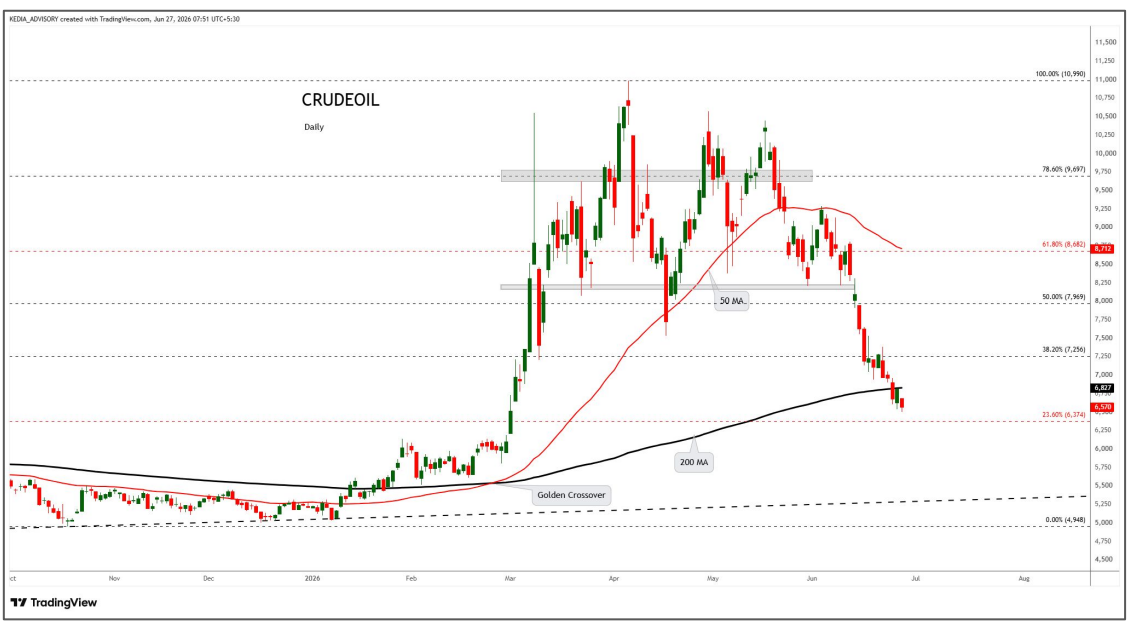
### INTERNATIONAL UPDATE

Commodity	Open	High	Low	Close	% Change
Crudeoil \$	70.30	70.41	70.12	70.31	0.24
Natural Gas \$	3.1740	3.1800	3.1700	3.1750	0.00
Lme Copper	13322.83	13330.00	13231.28	13252.00	-0.43
Lme Zinc	3492.35	3492.35	3469.30	3477.75	-0.26
Lme Aluminium	3190.05	3207.15	3085.55	3099.80	-3.10
Lme Lead	1895.30	1896.60	1886.20	1888.30	-0.48
Lme Nickel	16286.25	16311.75	16166.00	16247.50	-0.36

### OPEN INTEREST SNAPSHOT

Commodity	Expiry	% Change	% Oi Change	Oi Status
CRUDEOIL	20-Jul-26	2.30	-5.26	Short Covering
CRUDEOIL	19-Aug-26	2.19	-4.15	Short Covering
CRUDEOILMINI	20-Jul-26	2.31	-13.30	Short Covering
CRUDEOILMINI	19-Aug-26	2.16	-6.28	Short Covering
NATURALGAS	28-Jul-26	-3.16	24.90	Fresh Selling
NATURALGAS	26-Aug-26	-3.48	104.46	Fresh Selling
NATURALGAS MINI	28-Jul-26	-3.41	30.35	Fresh Selling
NATURALGAS MINI	26-Aug-26	-3.42	78.42	Fresh Selling

## Technical Snapshot

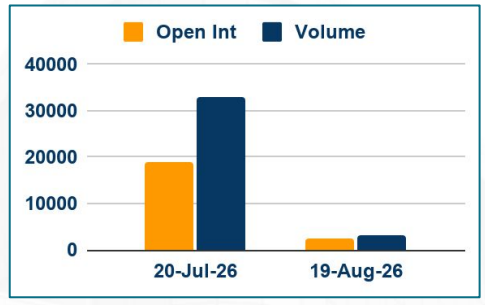


**BUY CRUDEOIL JUL @ 6600 SL 6450 TGT 6800-6900. MCX**

### Observations

- Crudeoil trading range for the day is 6513-6855.
- Crude oil rose after attacks by the U.S. and Iran underscored the fragility of their interim peace deal.
- Iran and the U.S. agreed to renew talks over the strait, raising hopes of saving the peace deal.
- Saudi oil giant Aramco resumed crude oil loadings at its Ras Tanura terminal, after they were halted for nearly four months.
- Money managers cut their net long U.S. crude futures and options positions in the week to June 23 – CFTC

### OI & Volume



### Spread

Commodity	Spread
CRUDEOIL AUG-JUL	-5.00
CRUDEOILMINI AUG-JUL	-5.00

### Trading Levels

Commodity	Expiry	Close	R2	R1	PP	S1	S2
CRUDEOIL	20-Jul-26	6728.00	6855.00	6792.00	6684.00	6621.00	6513.00
CRUDEOIL	19-Aug-26	6723.00	6846.00	6785.00	6680.00	6619.00	6514.00
CRUDEOILMINI	20-Jul-26	6729.00	6854.00	6792.00	6685.00	6623.00	6516.00
CRUDEOILMINI	19-Aug-26	6724.00	6845.00	6785.00	6681.00	6621.00	6517.00
Crudeoil \$		70.31	70.57	70.44	70.28	70.15	69.99

## Technical Snapshot

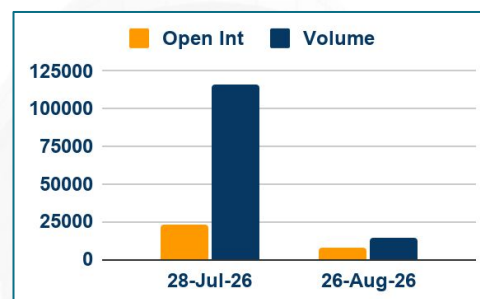


**SELL NATURALGAS JUL @ 305 SL 309 TGT 301-297. MCX**

### Observations

- Naturalgas trading range for the day is 293.2-318.6.
- Natural gas fell amid ample amounts of gas in storage.
- LSEG projected Lower 48 gas demand would rise to 108.6 bcf/d in two weeks
- Average LNG feedgas rose to 17.3 bcf/d in June from 17.1 bcf/d in May
- Storage surplus seen widening to 5.9% above five-year norm

### OI & Volume



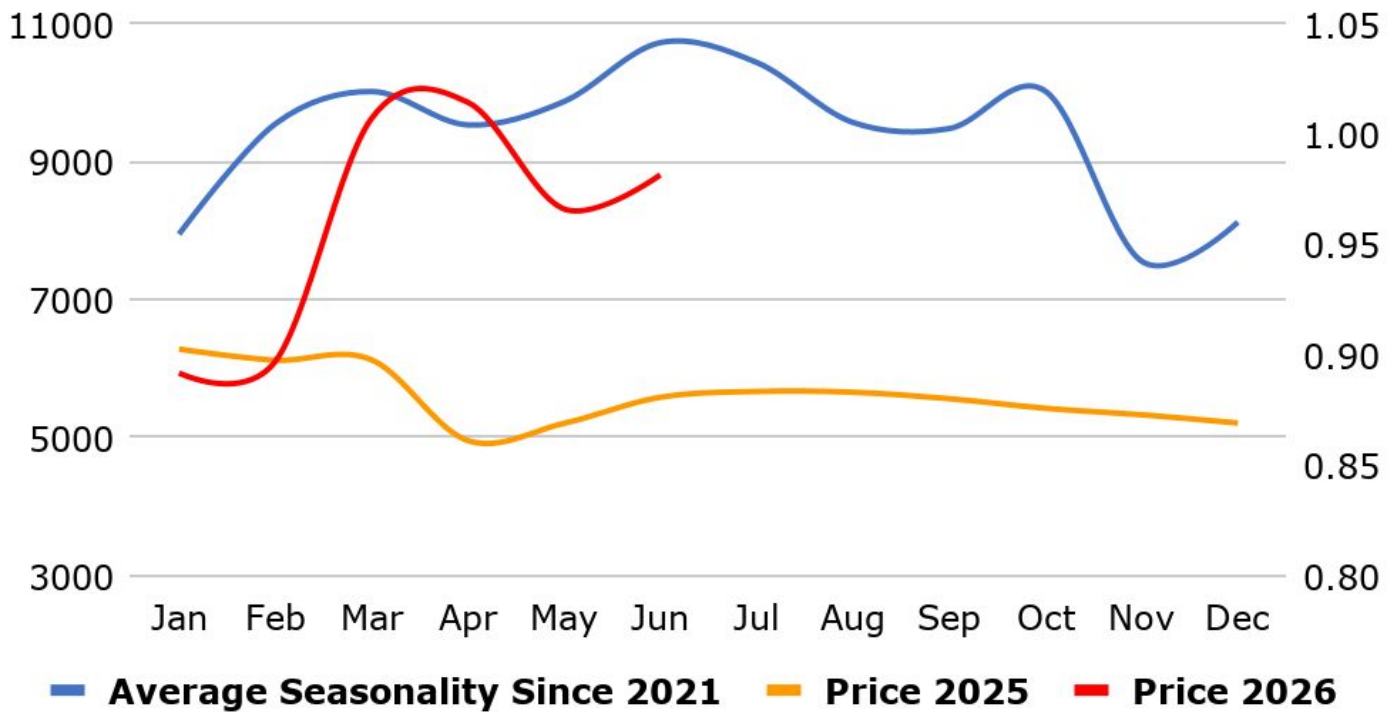
### Spread

Commodity	Spread
NATURALGAS AUG-JUL	-3.60
NATURALGAS MINI AUG-JUL	-3.50

### Trading Levels

Commodity	Expiry	Close	R2	R1	PP	S1	S2
NATURALGAS	28-Jul-26	303.00	318.60	310.80	305.90	298.10	293.20
NATURALGAS	26-Aug-26	299.40	314.70	307.00	302.50	294.80	290.30
NATGAS MINI	28-Jul-26	302.90	319.00	311.00	306.00	298.00	293.00
NATGAS MINI	26-Aug-26	299.40	315.00	308.00	303.00	296.00	291.00
Natural Gas \$		3.1750	3.1850	3.1800	3.1750	3.1700	3.1650

## MCX Crude Oil Seasonality



## MCX Natural Gas Seasonality



### Economic Data

Date	Curr.	Data
Jun 29	EUR	M3 Money Supply y/y
Jun 29	EUR	Private Loans y/y
Jun 30	EUR	German Import Prices m/m
Jun 30	EUR	German Retail Sales m/m
Jun 30	EUR	German Unemployment Change
Jun 30	USD	HPI m/m
Jun 30	USD	S&P/CS Composite-20 HPI y/y
Jun 30	USD	Chicago PMI
Jun 30	USD	CB Consumer Confidence
Jun 30	USD	JOLTS Job Openings
Jul 1	EUR	German Final Manufacturing PMI
Jul 1	EUR	Final Manufacturing PMI
Jul 1	EUR	Core CPI Flash Estimate y/y

Date	Curr.	Data
Jul 1	USD	ADP Non-Farm Employment
Jul 1	USD	Final Manufacturing PMI
Jul 1	USD	ISM Manufacturing PMI
Jul 1	USD	ISM Manufacturing Prices
Jul 1	USD	Construction Spending m/m
Jul 1	USD	Crude Oil Inventories
Jul 2	EUR	Unemployment Rate
Jul 2	USD	Average Hourly Earnings m/m
Jul 2	USD	Non-Farm Employment Change
Jul 2	USD	Unemployment Rate
Jul 2	USD	Unemployment Claims
Jul 2	USD	Factory Orders m/m
Jul 2	USD	Natural Gas Storage

### News you can Use

Euro zone consumers cut their near term inflation expectations in May and kept them steady for longer horizons, a European Central Bank survey showed, suggesting that the bank is not under pressure to quickly raise interest rates again. The ECB raised its deposit rate earlier this month to combat surging inflation and some policymakers have said that more policy tightening is needed to temper price expectations, but the debate over the timing of any further move is wide open. Consumers cut their price growth expectation for the next year to 3.5% in May from 4.0% a month earlier while expectations for three and five years ahead were steady at 2.9% and 2.4% respectively, the ECB said in its Consumer Expectations Survey. "Uncertainty about inflation expectations over the next 12 months decreased but remained at a higher level than before the start of the war in the Middle East," the bank said. Consumer also turned less pessimistic about growth prospects, predicting overall growth of minus 1.7% in the year ahead after seeing a 2.2% contraction a month earlier.

China's central bank instructed some commercial banks to increase their lending this month, people familiar with the matter said, the latest sign that demand for credit remains weak as the economy grapples with sluggish domestic consumption. The informal guidance by the People's Bank of China (PBOC) comes after similar interventions in the previous two months. While loan growth in the world's second-largest economy has stalled, policymakers have publicly played down concerns. Official figures suggest the regulatory nudges have had limited effect so far. New bank lending rose less than expected in May after contracting the previous month, as a prolonged property downturn continued to hit households. China's monthly credit data is closely watched as a barometer of activity in the economy. China's economy is showing increasingly uneven momentum: retail sales fell for the first time in more than three years last month and investment has slumped. The quiet push to boost lending appears at odds with recent remarks by PBOC Governor Pan Gongsheng, who has argued that the slowdown in credit growth reflects a deliberate, structural transition rather than a cause for concern.

# Stay Ahead in Markets with Kedia Advisory



Get Live Commodity & Equity Market Updates backed by in-depth research, data-driven insights, and expert analysis.



## Why Kedia Advisory

- 👁️ Real-time market updates
- 👁️ Key levels & trend direction
- 👁️ Research-based market views
- 👁️ Trusted by active traders & investors

Visit: Kedia Advisory Website

[www.kediaadvisory.com](http://www.kediaadvisory.com)

CLICK HERE



SCAN ME



**Kedia Stocks and Commodities Research Pvt Ltd**

SEBI REGISTRATION NUMBER : INH000006156

Aadinath Commercial, Opp. Mumbai University, Vasant Valley Road, Khadakpada, Kalyan West

Investment in securities market are subject to market risks, read all the Related documents carefully before investing.



**Scan the QR to  
connect with us**

**KEDIA ADVISORY**

## **KEDIA STOCKS & COMMODITIES RESEARCH PVT LTD.**

Mumbai. INDIA.

For more details, please contact Mobile: +91 9619551022

Email: [info@kediaadvisory.com](mailto:info@kediaadvisory.com)

SEBI REGISTRATION NUMBER - INH000006156

For more information or to subscribe for monthly updates

Visit [www.kediaadvisory.com](http://www.kediaadvisory.com)

This Report is prepared and distributed by Kedia Stocks & Commodities Research Pvt Ltd. for information purposes only. The recommendations, if any, made herein are expressions of views and/or opinions and should not be deemed or construed to be neither advice for the purpose of purchase or sale through KSCRPL nor any solicitation or offering of any investment /trading opportunity. These information/opinions/ views are not meant to serve as a professional investment guide for the readers. No action is solicited based upon the information provided herein. Recipients of this Report should rely on information/data arising out of their own investigations. Readers are advised to seek independent professional advice and arrive at an informed trading/investment decision before executing any trades or making any investments. This Report has been prepared on the basis of publicly available information, internally developed data and other sources believed by KSCRPL to be reliable. KSCRPL or its directors, employees, affiliates or representatives do not assume any responsibility for or warrant the accuracy, completeness, adequacy and reliability of such information/opinions/ views. While due care has been taken to ensure that the disclosures and opinions given are fair and reasonable, none of the directors, employees, affiliates or representatives of KSCRPL shall be liable for any direct, indirect, special, incidental, consequential, punitive or exemplary damages, including lost profits arising in any way whatsoever from the information/opinions/views contained in this Report. The possession, circulation and/or distribution of this Report may be restricted or regulated in certain jurisdictions by appropriate laws. No action has been or will be taken by KSCRPL in any jurisdiction (other than India), where any action for such purpose (s) is required. Accordingly, this Report shall not be possessed, circulated and/ or distributed in any such country or jurisdiction unless such action is in compliance with all applicable laws and regulations of such country or jurisdiction. KSCRPL requires such a recipient to inform himself about and to observe any restrictions at his own expense, without any liability to KSCRPL. Any dispute arising out of this Report shall be subject to the exclusive jurisdiction of the Courts in India.